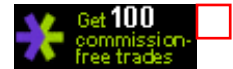


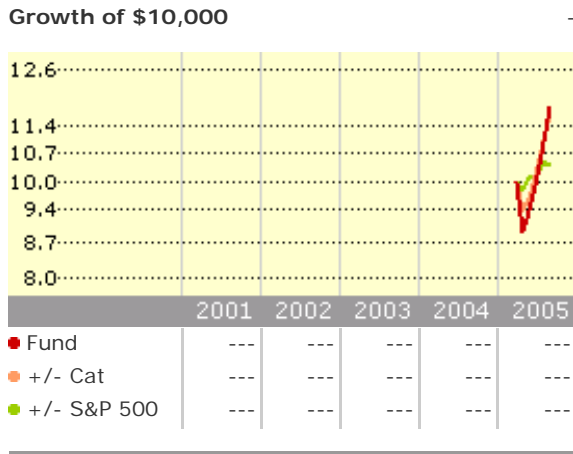


- Quote & News
- Snapshot**
- Analyst Research
- Total Returns
- Tax Analysis
- Risk Measures
- Portfolio
- Fees & Expenses
- Add to Portfolio
- Email Alert
- Print
- Data Question

PowerShares WilderHill Clean Energy Port PBW



Performance [more](#)



Key Stats [more](#)

Morningstar Category	Specialty-Natural Res	Mkt Price (09-08-05)	\$17.80
NAV (09-07-05)	\$17.54	Day Change Mkt	\$0.25
Total Assets (\$mil)	105	Expense Ratio %	---
Yield % (TTM)	---	Exchange	AMEX
Premium/Discount %	0.12	Fund Inception	03-04-05

Trailing Returns 09-08-05

%	YTD	3 year	5 year
Fund (Mkt)	---	---	---
+/- S&P 500	---	---	---

+ Premium Features

Vanguard[®]

Vanguard[®]
VIPERs[®]

Low-cost
ETFs
from the name
you trust

LEARN MORE ▶

Vanguard[®]

Analyst Report Summary

Not Available

Analyst Pick and Pan ⓘ

[Premium](#)

Role in Portfolio ⓘ

[Premium](#)

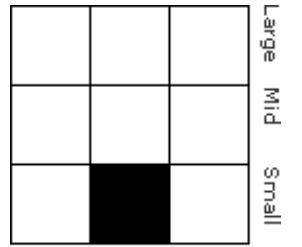
Not a Premium Member?

Free Two Week Trial!

Portfolio Analysis [more](#) ▶▶

06-30-05

Morningstar Style Box ⓘ



Average Mkt Cap \$Mil

573

Price/Prospective

Earnings

26.7

Value Blend Growth

[Click here](#) to see Morningstar Ownership Zone.

Asset Allocation % [more](#) ▶▶

Cash	0.0
Stocks	100.0
Bonds	0.0
Other	0.0

Annual Turnover % ---

% Assets in Top 10 ---

Sector Breakdown (% of stocks) ⓘ

	Information	29.12
	Software	0.00
	Hardware	26.28
	Media	0.00
	Telecommunications	2.84
	Service	5.77
	Healthcare	5.77
	Consumer Services	0.00
	Business Services	0.00
	Financial Services	0.00
	Manufacturing	65.12
	Consumer Goods	2.28
	Industrial Materials	55.43
	Energy	0.00
	Utilities	7.40

Top 5 Holdings	Get Price Quotes	Sector	YTD Return %	% Net Assets
⊕ Ormat Technologies		Utilities	40.98	3.37 %
⊕ Maxwell Technologies		Hardware	37.48	3.19 %
⊕ Impco Technologies		Industrial Materials	0.53	3.11 %
⊕ Magnetek		Industrial Materials	-52.17	3.11 %
⊕ Intermagnetics General		Healthcare	14.17	3.10 %

⊕ Increase ⊖ Decrease ☆ New since last portfolio * [Analyst Report available](#)

YTD Return through 09-08-05.

Conversations [more](#) ▶▶

ETF

Vanguard[®]
VIPERs[®]

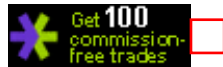
Low-cost
ETFs
from the mutual fund
indexing leader

LEARN MORE ▶

Vanguard[®]

09-09-2005	new to ETF Funds	ggriff
09-09-2005	Mutual Funds to ETF's!!	oppeg
09-08-2005	Powershares new Dividend Achievers	rascfw
09-07-2005	CD or fixed income ETF	manuvns
09-06-2005	viper tax efficiency article	paa1404

Online Trading Center from Our Sponsors



S&P 500 index data: S&P 500 Copyright © 2005

[Show Data Definitions](#) | [Feedback](#) | [Permissions/Reprints](#) | [Ticker Lookup](#)

[Corrections](#) [Site Map](#) [Help](#) [Advertising Opportunities](#) [Glossary](#) [Store](#)

© Copyright 2005 Morningstar, Inc. All rights reserved. Please read our [Terms of Use](#) and [Privacy Policy](#).

Quotes for NASDAQ are 15 minutes delayed. All other exchanges are delayed 20 minutes.

The advertisement features a hand placing a red coin into a slot on the left. The background is blue with white stars. The text reads: "You're at the top of your game." followed by "FREE EZ Checking when you pay 2 bills online each month." The Citibank logo is in the top right, and a red button with "GET DETAILS >>" is in the bottom right.